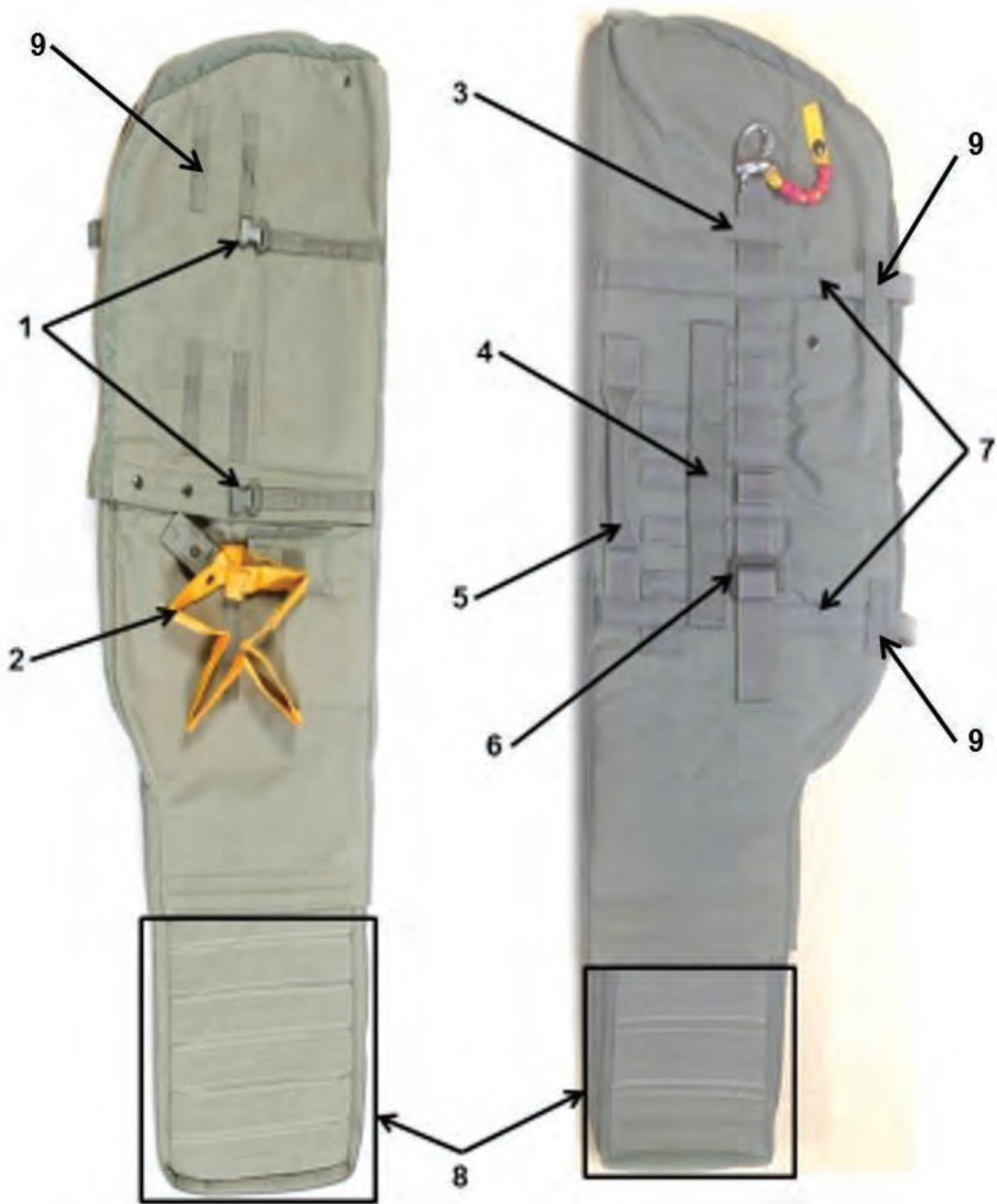


MODULAR AIRBORNE WEAPONS CASE

1. QUICK RELEASE BUCKLE
2. LOWER TIE DOWN STRAP
3. POUCH ATTACHEMENT LADDER SYSTEM
WEBBING
4. ATTACHMENT STRAP
5. CARRYING HANDLE
6. FRICTION ADAPTER
7. COMPRESSION STRAP
8. ADJUSTABLE NOSE CONE
9. VERTICAL NYLON EQUIPMENT HANGER



MODULAR AIRBORNE WEAPONS CASE

1. POUCH ATTACHMENT LADDER SYSTEM
WEBBING
2. LOWER TIE DOWN STRAP STOW POCKET
3. PILE TAPE
4. RIFLE BUTT STOW POCKET
5. CLOSING FLAP
6. INTERNAL PADDED DIVIDER
7. NOSE CONE SECURING STRAP
8. SLIDE FASTENER AND TABBED THONG
9. INTERNAL POCKET



SNAP SHACKLE

1. SNAP SHACKLE WITH YELLOW SAFETY LANYARD
2. LOCKING PIN
3. ADJUSTING STRAP
4. OPENING GATE
5. SNAP FASTENER
6. YELLOW SAFETY LANYARD



SLIDE FASTENER AND TABBED THONG

1. SLIDE FASTENER AND TABBED THONG
2. UPPER SPRING STOP
3. SNAP FASTENER




HOOK PILE TAPE LOWERING LINE

1. LOOPED END HOOK PILE TAPE LOWERING LINE
2. RETAINER FLAP
3. YELLOW SAFETY LANYARD
4. EJECTOR SNAP
5. HOOK TAB
6. PILE TAB



MODULAR LIGHTWEIGHT LOAD-CARRYING EQUIPMENT (MOLLE)

1. ADJUSTABLE SHOLDER CARRYING STRAP





HARNES SINGLE POINT RELEASE

- | | | | |
|-----|--|-----|----------------------------|
| 1. | EQUIPMENT RETAINER STRAP | 11. | ADJUSTABLE CROSS STRAP |
| 2. | MALE PORTION, LEG STRAP RELEASE ASSEMBLY | 12. | RELEASE HANDLE CROSS STRAP |
| 3. | FEMALE PORTION, LEG STRAP RELEASE ASSEMBLY | 13. | RED ATTACHING LOOP |
| 4. | WEBBING RETAINER | 14. | GREEN ATTACHING LOOP |
| 5. | CABLE LOOP RETAINER | 15. | WHITE ATTACHING LOOP |
| 6. | GROMMET | 16. | FRICTION ADAPTER |
| 7. | TRIANGLE LINK | 17. | RELEASE HANDLE CABLE |
| 8. | ADJUSTABLE "D" RING ATTACHING STRAP | 18. | RELEASE HANDLE |
| 9. | SNAP HOOK | 19. | RELEASE HANDLE LANYARD |
| 10. | RELEASE HANDLE ASSEMBLY | | |
-



ADVANCED COMBAT HELMET

- | | | | |
|----|------------------------------|-----|--------------------------|
| 1. | TRAPEZOID PAD | 7. | CHIN STRAP FASTENER |
| 2. | CROWN PAD | 8. | LONG PORTION CHIN STRAP |
| 3. | OVAL PAD | 9. | SHORT PORTION CHIN STRAP |
| 4. | ADJUSTABLE BUCKLE | 10. | NAPE PAD |
| 5. | ADJUSTABLE STRAP | 11. | HOOK DISK |
| 6. | MODIFIED CHIN STRAP ASSEMBLY | | |



↑
6

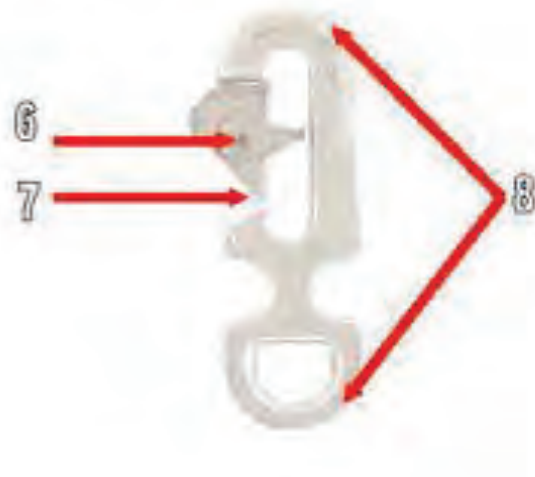

5 FOOT UNIVERSAL STATIC LINE EXTENSION

1. 5 FOOT UNIVERSAL STATIC LINE EXTENSION
2. COTTON BUFFER



UNIVERSAL STATIC LINE MODIFIED

1. UNIVERSAL STATIC LINE MODIFIED
2. MAIN CURVED PIN COVER
3. MAIN CURVED PIN
4. COTTON BUFFER
5. STATIC LINE SLEEVE
6. RIVET PIN
7. SPRING OPENING GATE
8. UNIVERSAL STATIC LINE SNAP HOOK



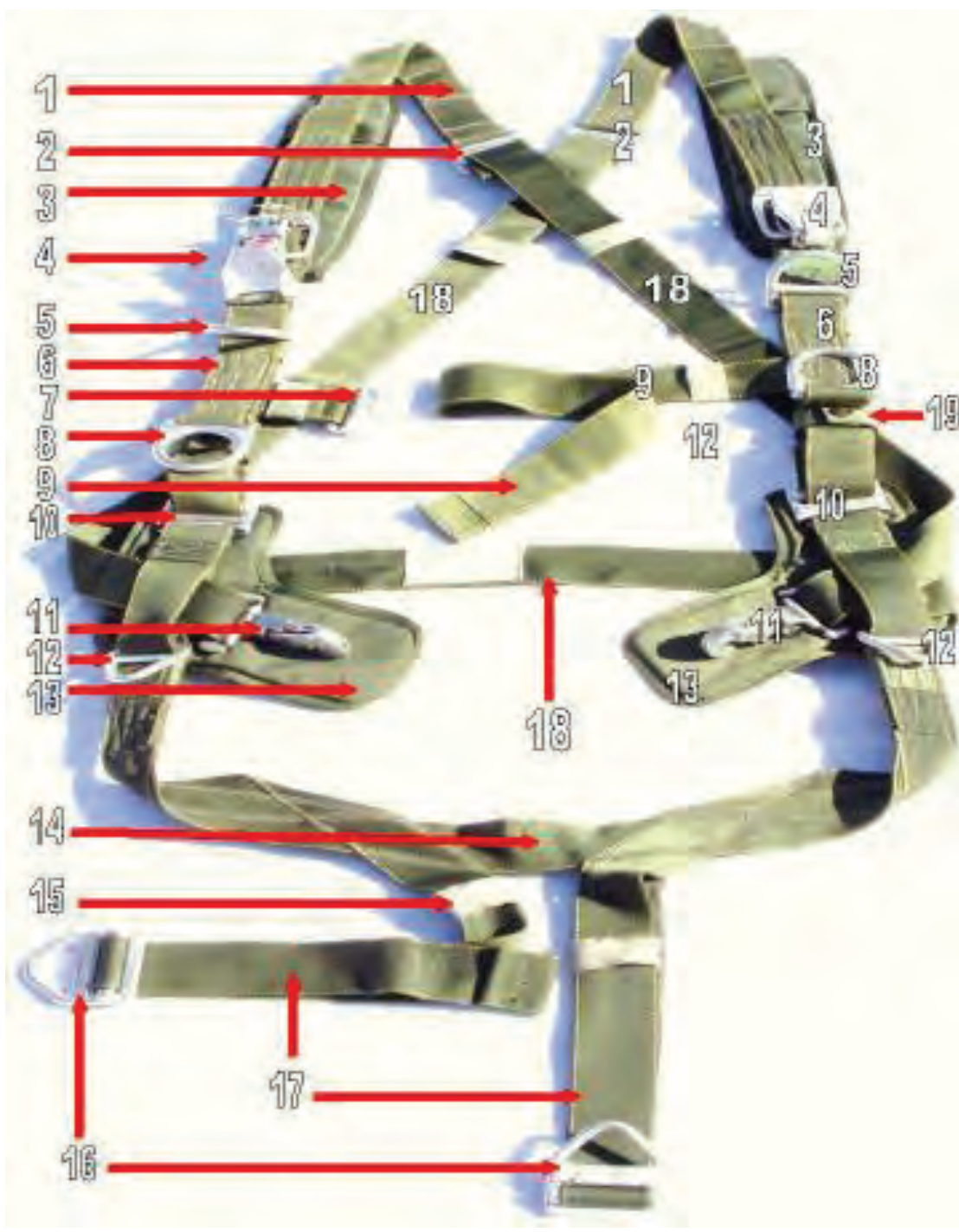
MAIN CURVED PIN SECURING TIE

- 1) Main curved pin securing tie (must be orange and constructed of type 8/4 cotton thread)




HARNES ASSEMBLY

- | | | | |
|-----|---------------------------------|-----|------------------------------------|
| 1. | DIAGONAL BACKSTRAP | 11. | EJECTOR SNAP |
| 2. | BACKSTRAP ADJUSTER | 12. | TRIANGLE LINK |
| 3. | DIAGONAL BACKSTRAP
PAD | 13. | "L" SHAPED EJECTOR
SNAP PAD |
| 4. | CANOPY RELEASE
ASSEMBLY | 14. | SADDLE |
| 5. | "D" RING | 15. | WEBBING RETAINER |
| 6. | MAIN LIFT WEB | 16. | QUICK FIT "V" RING |
| 7. | CHEST STRAP FRICTION
ADAPTER | 17. | LEG STRAP |
| 8. | EQUIPMENT RING | 18. | HORIZONTAL BACKSTRAP |
| 9. | CHEST STRAP | 19. | MAIN LIFT WEB TUCK TAB
ASSEMBLY |
| 10. | MAIN LIFT WEB ADJUSTER | | |
-




DIAGONAL BACKSTRAP

1. DIAGONAL BACKSTRAP PAD
2. SIZING CHANNEL



CANOPY RELEASE ASSEMBLY

1. MALE FITTING CANOPY RELEASE ASSEMBLY
2. FEMALE FITTING CANOPY RELEASE ASSEMBLY
3. CABLE LOOP
4. LATCH
5. SAFETY CLIP



MAIN LIFT WEB

1. TUCK POCKET
2. MAIN LIFT WEB TUCK TAB ASSEMBLY

TORSO ADJUSTMENTS ARE:

- SMALL
- MEDIUM
- LARGE



MAIN LIFT WEB (Rear)

1. TUCK POCKET
2. MAIN LIFT WEB TUCK TAB ASSEMBLY
3. MAIN LIFT WEB ADJUSTMENT STRAP




MAIN LIFT WEB TUCK TAB ASSEMBLY

1. TUCK TAB
2. SNAP FASTENER
3. MAIN LIFT WEB ADJUSTMENT STRAP



EJECTOR SNAP

1. ACTIVATING LEVER
2. BALL DETENT
3. OPENING GATE



PACK TRAY

- | | | | |
|----|--------------------------------|----|----------------------------------|
| 1. | WAISTBAND | 5. | HORIZONTAL BACKSTRAP
RETAINER |
| 2. | HORIZONTAL BACKSTRAP
KEEPER | 6. | DIAGONAL BACKSTRAP
RETAINER |
| 3. | WAISTBAND ADJUSTER
PANEL | 7. | DIAGONAL BACKSTRAP
KEEPER |
| 4. | METAL ADJUSTER | 8. | DIRECTIONAL SNAP
FASTENER |



PACK TRAY (Cont.)

- | | | | |
|----|------------------------------------|----|------------------------------------|
| 1. | STATIC LINE SLACK
RETAINER LOOP | 5. | OUTER STATIC LINE STOW
BAR |
| 2. | TUCK FLAP | 6. | STATIC LINE SLEEVE |
| 3. | INNER STATIC LINE STOW
BAR | 7. | PACK CLOSING FLAP |
| 4. | MAIN CURVED PIN
PROTECTOR FLAP | 8. | STATIC LINE SLACK
RETAINER BAND |



PACK TRAY (Cont.)

- | | | | |
|----|-----------------------------------|----|-----------------------------------|
| 1. | TUCK FLAP | 6. | MAIN CURVED PIN
PROTECTOR FLAP |
| 2. | MAIN CURVED PIN COVER | 7. | GROMMET |
| 3. | UNIVERSAL STATIC LINE
MODIFIED | 8. | MAIN CURVED PIN |
| 4. | MAIN CLOSING LOOP | 8. | MAIN CURVED PIN
ATTACHING LOOP |
| 5. | STATIC LINE SLEEVE | | |



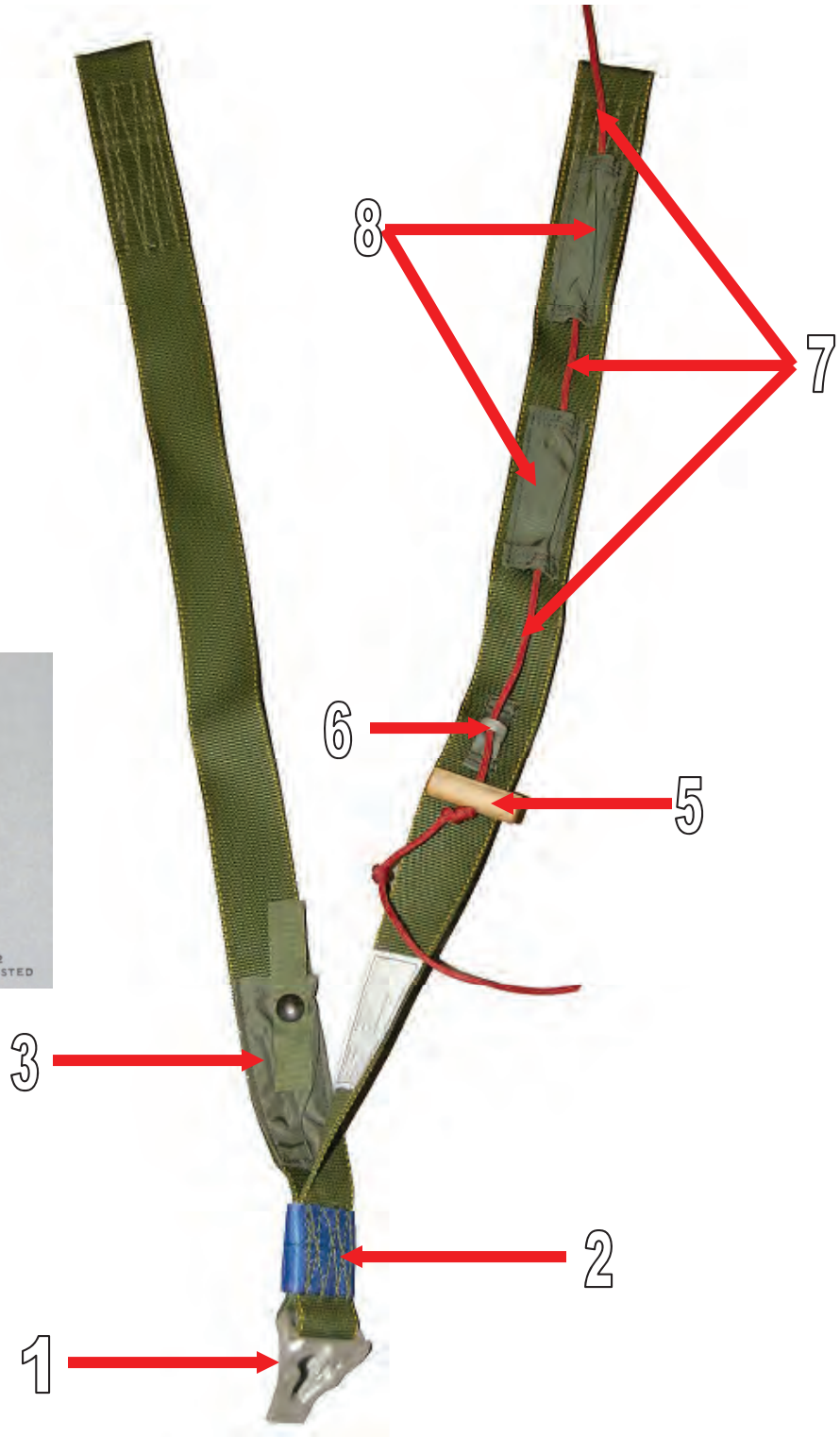

T-11 RISER ASSEMBLY

1. SLIP ASSIST LOOPS
2. SLIP ASSIST TABS
3. ARMY PARACHUTE LOG RECORD STOW POCKET
4. ARMY PARACHUTE LOG RECORD
5. MALE FITTING CANOPY RELEASE ASSEMBLY





MC-6 RISER ASSEMBLY

1. MALE FITTING CANOPY RELEASE ASSEMBLY
2. BLUE CONFLUENCE WRAP
3. ARMY PARACHUTE LOG RECORD STOW POCKET
4. ARMY PARACHUTLE LOG RECORD
5. TOGGLE KNOB
6. CONTROL LINE GUIDE RING
7. CONTROL LINE
8. CONTROL LINE CHANNEL



RESERVE PACK TRAY (Back)

1. CONNECTOR SNAP
2. CONNECTOR SNAP RETAINING TIE
3. SPREADER BAR TIES (MUST BE RED IN COLOR)
4. GROMMET
5. ARMY PARACHUTE LOG RECORD STOW POCKET
6. WAISTBAND RETAINER
7. CARRYING HANDLE



RESERVE PACK TRAY (Front)

1. CONNECTOR SNAP
2. CARRYING HANDLE
3. PACK CLOSING FLAP
4. RIP CORD HANDLE
5. RIP CORD ASSEMBLY
6. TUCK POCKET



RESERVE PACK TRAY (Front Cont)

1. CURVED PIN
2. GROMMET
3. RESERVE CLOSING LOOP
4. CURVED PIN LANYARD
5. RIP CORD ASSEMBLY
6. BOTTOM TUCK TAB



RIP CORD ASSEMBLY

- | | | | |
|----|-------------------|----|----------------------|
| 1. | TOP TUCK TAB | 5. | BOTTOM TUCK TAB |
| 2. | DIRECTIONAL ARROW | 6. | CURVED PIN |
| 3. | SIDE TUCK TABS | 7. | REINFORCED STITCHING |
| 4. | RIP CORD HANDLE | 8. | CURVED PIN LANYARD |

